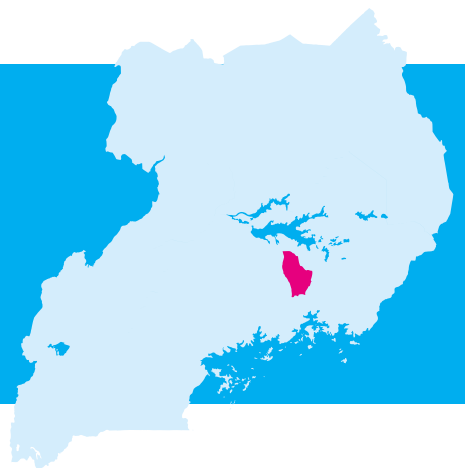


KAMULI

Family Planning Budget Analysis 2019/20



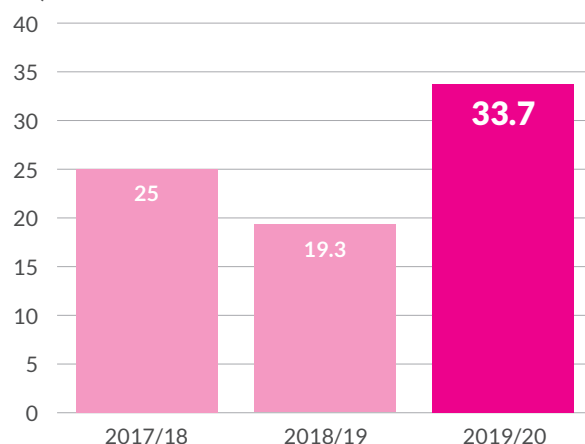
INTRODUCTION

Kamuli district has gradually increased its health budget for the last three Financial Years by **16.2 percent, 20.3 percent, and 20.5 percent** in FY 2017/18, FY 2018/19 and FY 2019/20, respectively.

Kamuli district local government has appreciated the importance of family Planning (FP) and reproductive health. The budget allocation for FP increased by **35.8 percent from 25M UGX (FY 2017/2018) to 33.7M UGX (2019/20)**. The FP budget allocation was **19M UGX** for the FY 2018/19. The district is currently developing a Family Planning Costed Implementation Plan (FPCIP) which will guide in planning and resource mobilisation for FP.

BUDGET FINDINGS

FP budget allocation
(UGX (million))

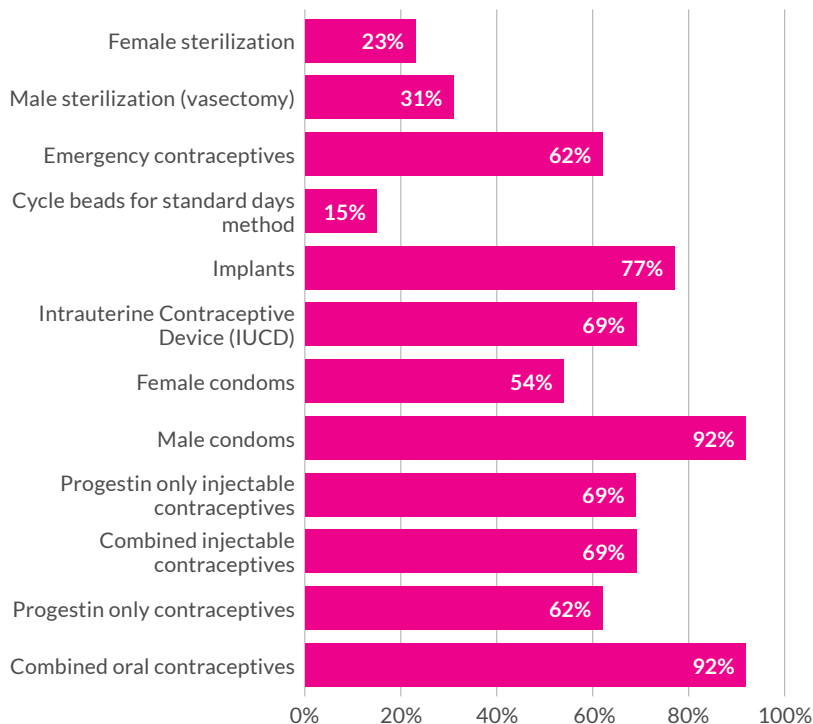


SITUATION ANALYSIS

FP Component	2017/18		2018/19		2019/20	
	Amount (m)	Percent share	Amount (m)	Percent share	Amount (m)	Percent share
Commodities	0.3	1.2%	1.0	5.3%	3.2	9.6%
Advocacy & community mobilization	11.8	47.1%	8.7	45.2%	14.7	43.6%
Service delivery	1.9	7.5%	1.3	6.8%	14.2	42.1%
Capacity Building	10.8	43.2%	6.5	33.7%	-	-
Others	0.2	1.0%	1.7	9.1%	1.6	4.7%
Total	25.0	100%	19.3	100%	33.7	100%

Kamuli district allocated **43.6 percent** for community mobilisation and advocacy, while **42.1 percent** was allocated for service delivery in the annual FP budget for FY 2019/20. In addition, the study established that approximately **23.1 percent** of Kamuli district residents have adequate information and knowledge about FP services.

Availability of FP commodities at Health facility level




KAMULI DISTRICT DEMOGRAPHIC



490,255

Estimated population



39%

Estimated contraceptive prevalence



20.7%

Teenage pregnancy



28%

Unmet need for family planning

Challenges of Family Planning Service Uptake

From this analysis, the biggest challenge in uptake of FP services is commodity stock outs, currently at **76.9 percent**. Myths and misconceptions about FP, inadequate safe spaces for counselling services, limited staff and inadequate funds are hindrances to FP service uptake in Kamuli district

Challenges	Percentile
Inadequate commodities/Stock outs of FP commodities	76.9
Negative attitudes (men)	23.1
Lack of knowledge on FP	23.1
Side effects	15.4
Inadequate funds	7.7
Limited staff	7.7
Inadequate space	7.7
Myths and misconception	7.7



The district should expedite the process of developing the District Family Planning Costed Implementation Plan in order to holistically allocate resources for Family Planning services.

Sources

- A4HU/DSW (2019) FAMILY PLANNING IN UGANDA: Family Planning Budget and Expenditure Analysis FY 2018/2019 and 2019/2020
- UBOS. 2016a, The National Population and Housing Census 2014 – Main Report, Kampala, Uganda
- UBOS. 2016b, Uganda Demographic and Health Survey 2016, Kampala, Uganda

DSW/A4HU Country Office contacts

Action 4 Health Uganda, P.O Box 33900, Kampala, Uganda.
Phone: 256414200801/392002471, Fax: 256414200815
Website: www.a4hu.org

March 2020

Methodology

The study was conducted between July and November 2019. The study reviewed the district annual budgets, health sector budget and work plan, and 13 health facility budgets and work plans. Analysed were general reproductive health budget lines which include FP for FY2017/18, FY 2018/19 and FY 2019/20. Four focus group discussions (male/female) were conducted, and key informants were interviewed. The extracted FP budget data was entered and analyzed using the *A4HU/DSW FP Excel tool*. The report was validated by the Kamuli district local government.