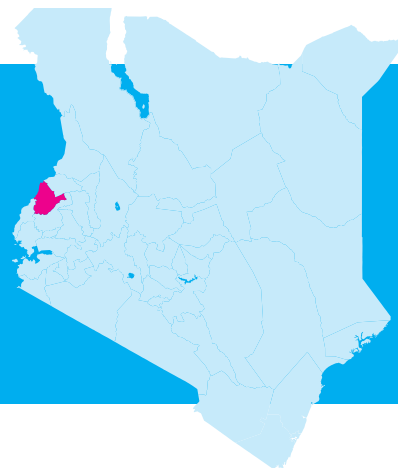


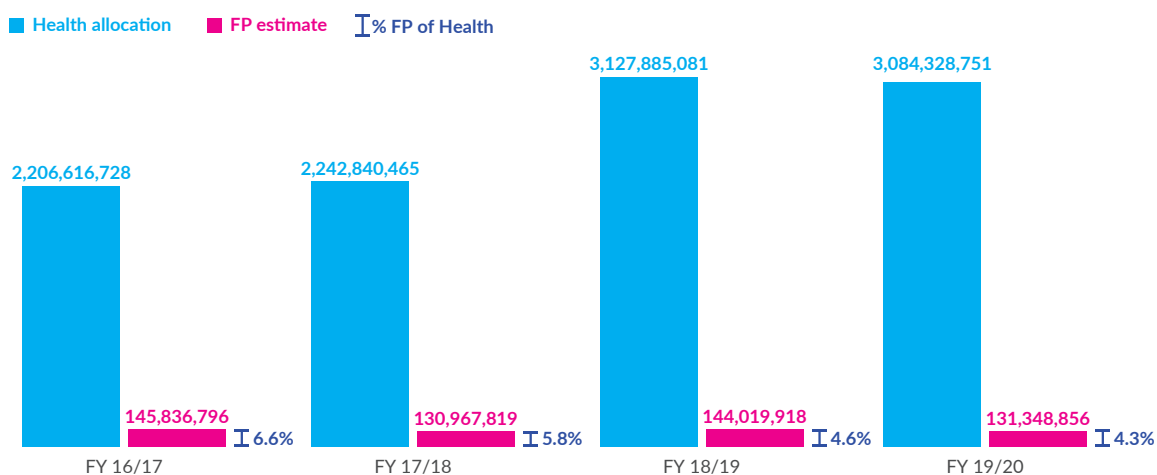
# BUNGOMA COUNTY

## Family planning budget analysis 2019/20




## FAMILY PLANNING BUDGET ESTIMATE

The budget analysis conducted in October 2019 shows that the **County Government of Bungoma does not have a budget line for family planning** in the 2019/2020 programme based budget. However, indirect **family planning allocation\*** by the County Government of Bungoma was estimated for the period 2016/2017 to 2019/2020 as follows:



To arrive at these estimates, our study examined the following documents: Budget Policy Statement (BPS), Programme Budget Estimates, County Implementation Reports, Budget Review and Outlook Papers, sector budget documents from the MoH<sup>1</sup>, RHMSU<sup>2</sup>, KNH<sup>3</sup> and MTRH<sup>4</sup>.


\* Indirect allocation for family planning by County Governments was estimated per county based on workload statistics from the District Health Information System (DHIS) and subjected to county allocation to health. For FY 2019/20, the service utilization statistics and thus the rates used were recorded based on the average change between the preceding period. Then the weights were used to derive possible allocations for family planning.



## KEY COUNTY STATISTICS



**5**  
Total Fertility Rate<sup>1</sup>



**53.9%**  
Contraceptive  
Prevalence Rate  
(any modern  
method)<sup>1</sup>



**14.4%**  
Teenage Pregnancy<sup>5</sup>



**63**  
Abortions per  
1,000 women of  
reproductive age<sup>6</sup>



**3.2%**  
HIV prevalence<sup>7</sup>



**11.7%**  
Women 15-24  
who had sexual  
intercourse before  
exact age 15<sup>8</sup>



# POLICY BASIS FOR FAMILY PLANNING BUDGET INVESTMENT

The County Government of Bungoma has two key policy documents that guide investment decisions about family planning for the county:

- a. **Bungoma County Integrated Development Plan (CIDP) 2018-2022**
  - Bungoma County, through the Bungoma County integrated development Plan (CIDP) 2018-2022, commits to provide access to family planning services and contraceptives to residents as a strategy to promote “the health of women and children”.
- b. **Bungoma County Family Planning Costed Implementation Plan 2017-2022**
  - Bungoma County, through the Bungoma County family planning costed implementation plan (2018 - 2022) estimates that the county needs **KES. 583,727,454 million** for the county’s family planning programme\*\* for year three of the plan.

\*\* Bungoma County Family Planning Costed Implementation Plan 2017-2022 earmarks family planning investment funds for service delivery; health workforce; information; medical products, commodities and supplies; health financing; leadership and governance; and advocacy.



# INTERNATIONAL FAMILY PLANNING COMMITMENTS (FP2020)

The Government of Kenya, at the 2017 London summit on family planning made the following commitments:

- To increase the portion of the national budget for family planning services, specifically through a budget line allocated to the family planning.
- All 47 counties will have a family planning costed implementation plan by 2020 and include specific goals and strategies for adolescents.
- All 47 counties have a family planning budget line by 2020
- Health facilities offering youth-friendly services increased from 10% to 30% by 2020 and 50% by 2025.



# RECOMMENDATIONS

1. The County Government of Bungoma needs to honor its commitment of providing access to family planning services and contraceptives to residents as outlined in the County Integrated Development Plan (CIDP) 2018-2022 and the County Family Planning Costed Implementation Plan 2017-2022.
2. The County Government of Bungoma needs to have a family planning budget line in future to enable the county meet Kenya’s FP2020 commitment.
3. The County Government of Bungoma needs to increase the proportion of Health facilities offering youth-friendly services to at least 30% by 2020 in line with Kenya’s FP2020 commitment.



Increased access to, and use of modern family planning has far-reaching benefits for families and the county. A decline in Bungoma’s fertility rates will lead to the county benefitting from demographic dividend. The demographic dividend refers to faster economic growth due in part by changes in the population age structure that result in more working-age adults and fewer dependents. This population shift can contribute to both county development and improved well-being for families and communities.

**Chrispinus Barasa**  
Chief Officer Health,  
County Government of Bungoma

## Deutsche Stiftung Weltbevölkerung (DSW) Kenya

**Head office**  
Hatheru Court, Hatheru Road (Lavington), PO BOX 2438-00202, Nairobi.  
Tel. +254 20 3572302, +254 736 616491.

**Mombasa office**  
Sheetal Plaza, 5th Floor, Moi Avenue, Mombasa.  
Tel: +254 772 099656

**Kitale field office**  
Off Kiminini Rd (Next to KARI), Kitale.

www.dsw.org  
facebook.com/DSWDeutscheStiftungWeltbevoelkerung  
Twitter.com/DSWKenya



DSW Kenya, March 2020

Every effort has been made to verify the accuracy of the information contained in this publication. All information was believed to be correct as of March 2020.

DSW Kenya requires all DSW Kenya employees to observe the highest standards of business and personal ethics in the conduct of their duties and responsibilities. Please write to us on report@dswkenya.org if you have any questions or concerns about the conduct of any DSW Kenya employee.