



DONORS DELIVERING FOR SRHR

REPORT 2025

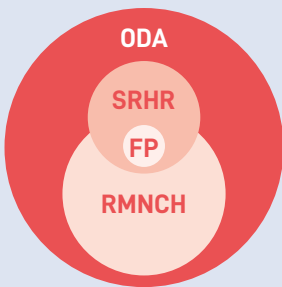
Tracking OECD Donor Funding for Sexual and Reproductive Health and Rights

Full report available at: www.donorsdelivering.report The 2025 findings are based on ODA disbursements in 2023 as the most recent confirmed data available.

"The Donors Delivering for SRHR report provides an important accountability and advocacy tool, urging continued engagement and support for SRHR to ensure no one is left behind."

Hadja Lahbib – European Commissioner for Equality, Preparedness and Crisis Management (2025)

TRACKING OFFICIAL DEVELOPMENT ASSISTANCE (ODA) IN VITAL AREAS



The annual report analyses the Organisation for Economic Co-operation and Development (OECD)'s Development Assistance Committee (DAC) members' contributions to

1. **SRHR** Sexual and Reproductive Health and Rights
2. **RMNCH** Reproductive, Maternal, Newborn, and Child Health
3. **FP** Family Planning.

MONITORING FUNDING TRENDS AND RANKING DONOR SUPPORT

- ➔ **in absolute terms:** as **total funding amounts** contributed,
- ➔ **in relative terms:** as the **share of their total ODA** they dedicate to these areas.

IN 2023, DONORS DELIVERED

\$ 10.77 BILLION
SRHR funding
↓ 27%

\$ 1.76 BILLION
FP funding
↓ 7%

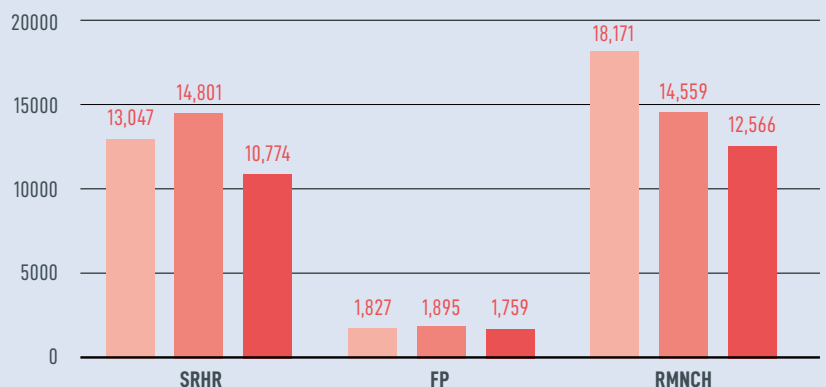
\$ 12.57 BILLION
RMNCH funding
↓ 14%

OVERALL ODA INCREASED, SRHR FUNDING DECREASED

Despite rising ODA levels, SRHR disbursements saw a 4 billion USD drop in 2023. This was mainly due to reductions from the EU and a substantial decrease from the United States, which might however (in part) be linked to timing and spacing of bigger contributions than to actual decreases.

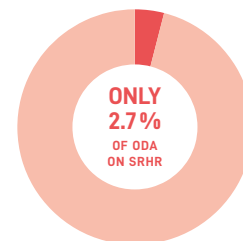
SRHR, FP and RMNCH total disbursements for all OECD donors in million USD, 2022 constant prices, for

2021 2022 2023



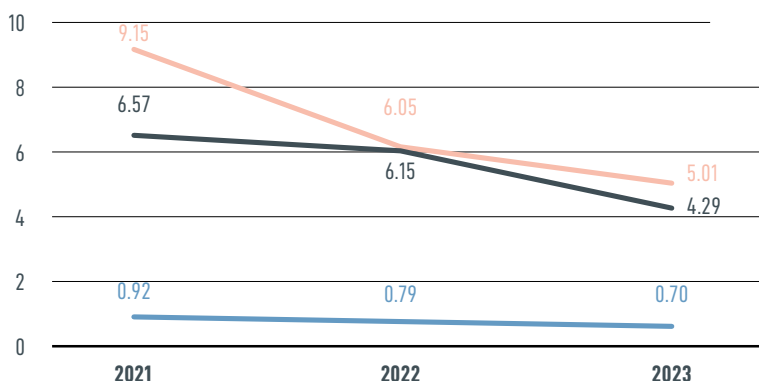
THE SRHR-SHARE OF GLOBAL ODA DECREASED

With general ODA rising but SRHR funding decreasing, the share of ODA allocated to SRHR dropped from 6% in 2022 to only 4.3% in 2023. This joint share is inflated by a small number of champions, because on average, donors allocated only 2.7% of their ODA to SRHR.



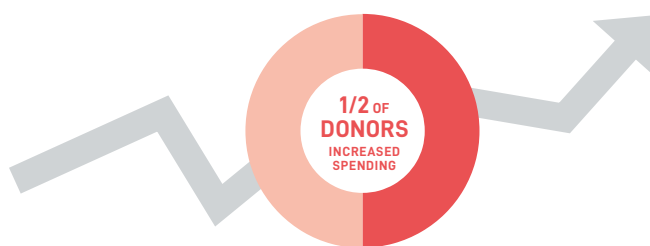
SRHR, FP and RMNCH as percentage of ODA for all OECD DAC donors

SRHR
FP
RMNCH




OVER ½ OF OECD DAC DONORS INCREASED SRHR DISBURSEMENTS

17/32 donors increased their disbursements in 2023, balancing out some of the drops in funding.

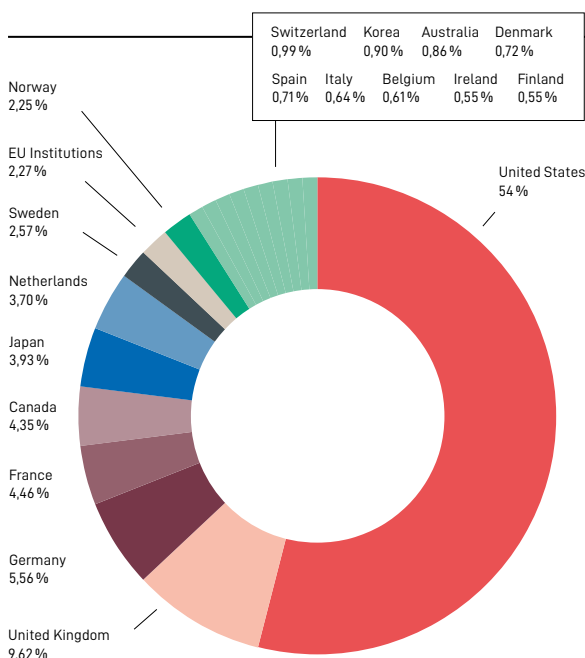


13 out of 32 donors spent < 2% of their ODA on SRHR



STILL, MANY DONORS FAIL TO PRIORITISE SRHR


There remains significant potential for many donors to scale up their support: nearly half of OECD DAC members allocated less than 2% of their ODA to SRHR - often falling short of their own progressive policies and public commitments to SRHR. Similar to previous years, this has especially been the case for some of the larger donors such as Germany and the EU institutions. The EU and its Member States for example provide almost half of total global ODA, but barely a fifth of SRHR ODA.



HIGH DONOR DEPENDENCY CAUSES SYSTEMIC FRAGILITY

The US remains by far the largest donor, allocating 9.4% of its ODA to SRHR, thereby contributing more than half of the total global SRHR-ODA. Its strong historical support is largely tied to sexually transmitted infection control efforts, including HIV and AIDS. Programmes that have since been cut or discontinued, pending legal action and the roll out of the new "America First Global Health Strategy". If the top three donors (US, UK, Germany) are excluded, the rest of the OECD DAC's contributions are comparatively modest (30.8% of total SRHR funding). This means that global SRHR financing hinges on political choices in Washington, London, and Berlin.

Only 7 out of 32 donors spent >2% of their ODA on SRHR

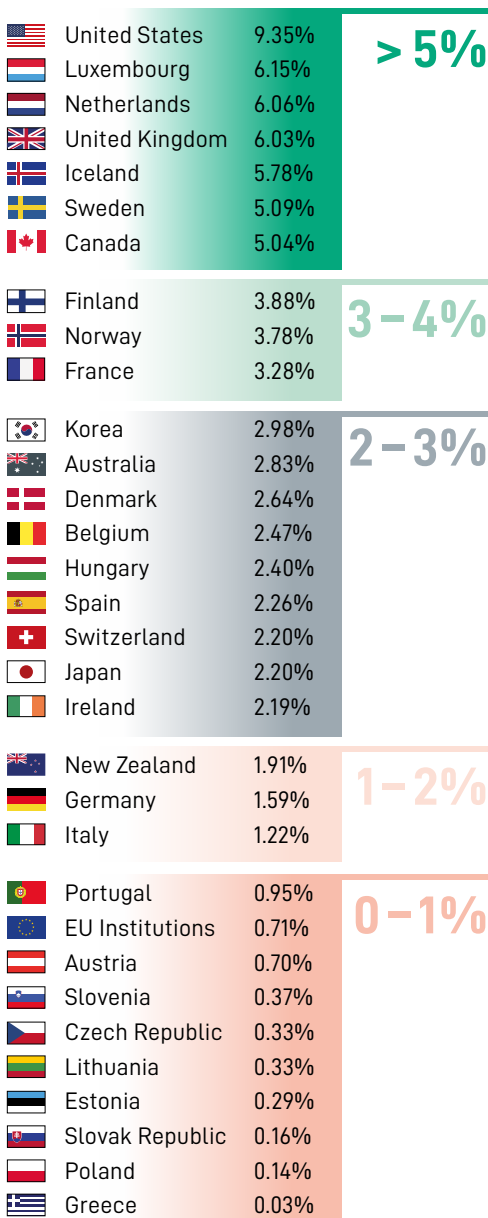


SMALLER CHAMPIONS TEND TO OUTPERFORM LARGER DONORS

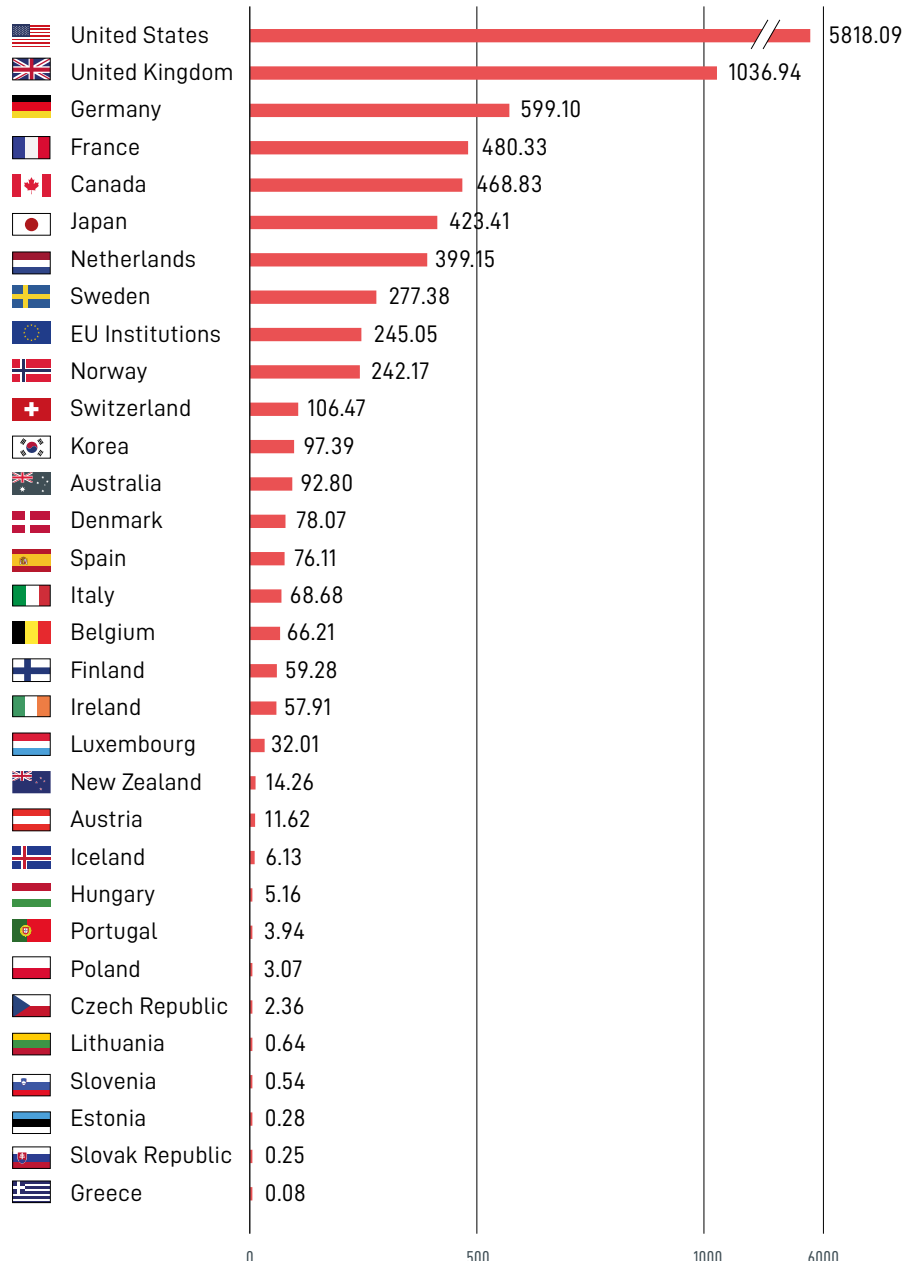
7 champions, including the US, Luxemburg, the Netherlands, the UK, Iceland, Sweden, and Canada invested over 5% of their ODA in SRHR in 2023. **Some smaller economies lead the way** by allocating a bigger share of their ODA to SRHR than their larger neighbour countries. If we contextualise SRHR investments against Gross National Income, the hierarchy flips even more: Luxemburg, Iceland, and Sweden rank above the US. This suggests that political commitment, not economic size, drives SRHR prioritisation.

DONOR RANKING

According to their SRHR disbursements as a percentage of ODA



According to absolute SRHR disbursements (in million USD)





DONORS DELIVERING FOR SRHR

REPORT 2025

Tracking OECD Donor Funding for Sexual and Reproductive Health and Rights

THE IMPACT

Funding SRHR through ODA holds far greater potential than a simple health intervention, and represents a cross-sectoral investment that can trigger transformative change across societies. Though the benefits that SRHR services have to offer are vast, measuring the entire breadth of impact is a complex endeavour. The Guttmacher Institute's Family Planning Investment Impact Calculator offers fascinating insights into the estimated impact of FP investments – a core element of SRHR within low- and middle-income countries (LMICs).

The **1.76 billion USD joint FP investment** by the 32 donors in 2023 is estimated to have the **following positive effects** among recipient LMICs:



+162.1 MILLION
women and couples receiving modern contraceptive care



+50.1 MILLION
unintended pregnancies averted



+15.1 MILLION
unplanned births averted



+17.9 MILLION
unsafe abortions averted



+43.4 THOUSAND
women's and girls' lives saved

"The Donors Delivering for SRHR Report is a critical accountability tool, which shows that in 2023, the EU institutions allocated less than 1% of their ODA to SRHR."

Barry Andrews – Member of the European Parliament (MEP)



Full report is available at:
www.donorsdelivering.report
Scan the code for direct access



Deutsche Stiftung Weltbevölkerung (DSW)
Avenue des Arts 43, 1040 Brussels, Belgium



brussels@dsw.org



@dsw_intl



+32 2 504 90 60

DSW
Deutsche Stiftung
Weltbevölkerung

